


## Lesson materials pack

# Demonstrative pronouns (this / that / these / those)

### 1. Lesson print outs / worksheets



Demonstrative pronouns structures




this, that, these, those board game



this, that, these, those 1



this, that, these, those 2



Reader worksheet


### 2. Additional materials *These materials can be used for extra practice or homework.*



This, that, these, those vocab crossword



This, that, these, those vocab word search



This, That, Those, These

### 3. Lesson materials not included in this pack *Access from our website.*

- **The Secret Cave reader:** download PDF file and/or stream the video from our website.

<p><b>What are</b></p>	<p><b>What is</b></p>
<p><b>these?</b></p>	<p><b>this?</b></p>

**SAMPLE FOR EVALUATION**  
Join ESL KidStuff  
to print without watermark

**What are**

**What is**

**SAMPLE FOR EVALUATION**

Join ESL KidStuff  
to print without watermark

**those?**

**that?**

What is

that over

there?

SAMPLE FOR EVALUATION

Join ESL KidStuff  
to print without watermark

What are

those over

there?

This is

a/an

SAMPLE FOR EVALUATION

Join ESL KidStuff  
to print without watermark

That is

an/an

These are


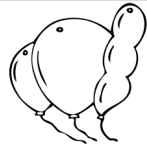


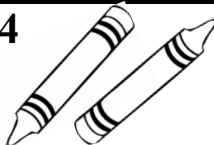






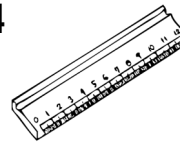
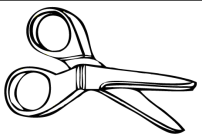





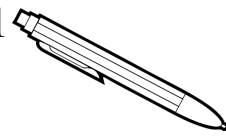


Those are

<p><b>That over</b></p> <p><b>there is / an</b></p>	<p><b>Those over</b></p> <p><b>there are</b></p>
---	--

SAMPLE FOR EVALUATION


Join ESL KidStuff  
to print without watermark

# this, that, these, those board game

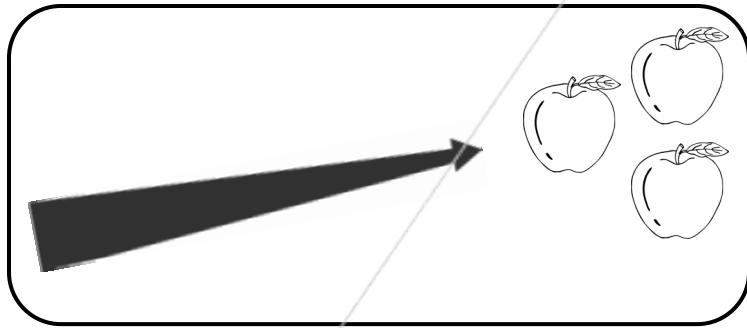
36 	37 <b>?#8</b>	38 	39 <b>?#3</b>	40 	41 Move 5 steps back	42 	<b>FINISH</b>
35 Go back to #26	<p>1. Play with 2-4 players. 2. You need one dice. 3. Each player needs a counter. Place your counters on "START". 4. The first player rolls the dice and moves around the board.</p>						
34 	33 	32 Move 2 steps ahead	31 <b>?#19</b>	30 	29 <b>?#36</b>	28 	27 <b>?#17</b>
<p>5. If the player lands on a picture, s/he must say what the object is using "this" or "these" (because it is near to the player's counter).</p>							26 
18 <b>?#1</b>	19 	20 <b>?#21</b>	21 	22 <b>?#10</b>	23 Move 3 steps back	24 	25 <b>?#42</b>
17 	<p>6. If the player lands on a "?#" square, s/he must say what the picture is for that number using "that", "those", "that over there" or "those over there". 7. If the player doesn't know what the picture is, s/he goes back. 8. The first player to reach "FINISH" is the winner.</p>						
16 <b>?#40</b>	15 	14 <b>?#24</b>	13 	12 Go forward to #18	11 <b>?#34</b>	10 	9 <b>?#6</b>
<p>EXAMPLE 1: A player lands on #1. S/He says "<u>This</u> is a pen". EXAMPLE 2: A player lands on #2. S/He says "<u>Those</u> are shoes".</p>							8 
 <b>START</b>	1 	2 <b>?#26</b>	3 	4 <b>?#33</b>	5 Move 3 steps ahead	6 	7 <b>?#13</b>

this, that, these, those 1


My name is \_\_\_\_\_




This is a car.



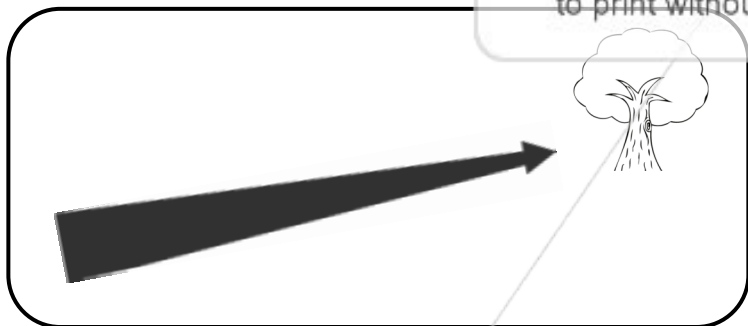
\_\_\_\_\_ apples.




\_\_\_\_\_ a banana.




\_\_\_\_\_ flowers.



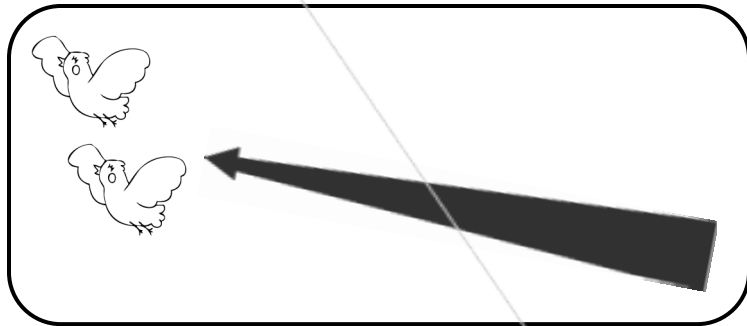
\_\_\_\_\_ a tree.



\_\_\_\_\_ balls.




\_\_\_\_\_ a cake.



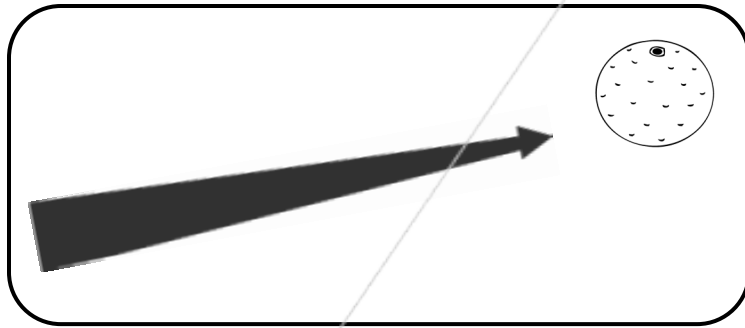
\_\_\_\_\_ birds.

SAMPLE FOR EVALUATION  
Join ESL KidStuff  
to print without watermark






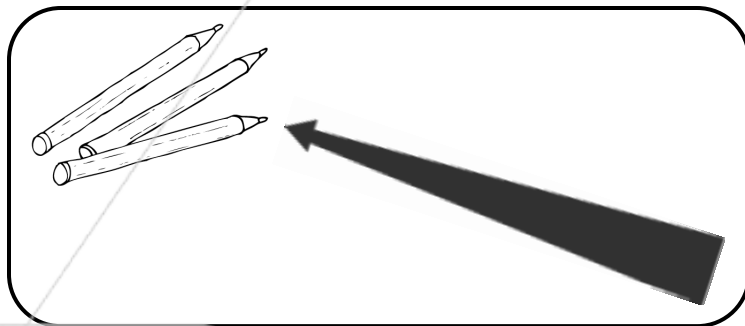
These are shoes.



\_\_\_\_\_ an \_\_\_\_\_.

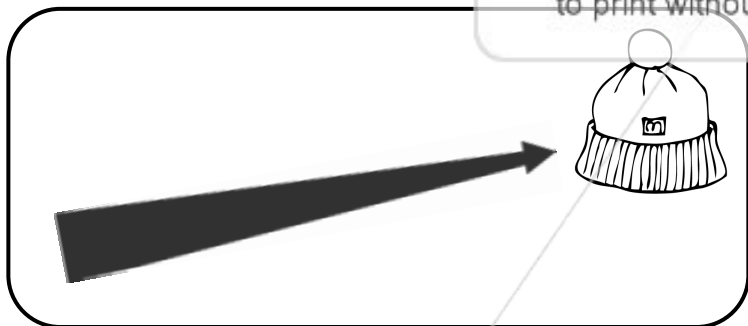


\_\_\_\_\_ a \_\_\_\_\_.



SAMPLE FOR EVALUATION


Join ESL KidStuff  
to print without watermark



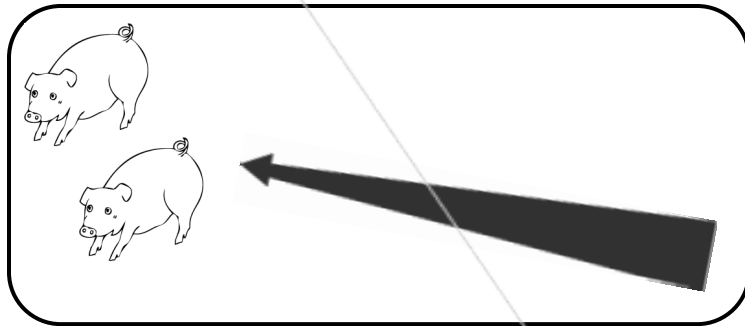
\_\_\_\_\_ a \_\_\_\_\_.



\_\_\_\_\_ a \_\_\_\_\_.



\_\_\_\_\_ a \_\_\_\_\_.



\_\_\_\_\_ a \_\_\_\_\_.

# The Secret Cave My name is \_\_\_\_\_

1. Which phrases did the kids use to point to the dragon?



1 What's this?




2 \_\_\_\_\_




3 \_\_\_\_\_



4 \_\_\_\_\_



5 \_\_\_\_\_



6 \_\_\_\_\_

2. In each case, what were they pointing at?

1 a tail

4 \_\_\_\_\_

2 \_\_\_\_\_

5 \_\_\_\_\_

3 \_\_\_\_\_

6 \_\_\_\_\_

# The Secret Cave

My name is \_\_\_\_\_

## ANSWERS

1. Which phrases did the kids use to point to the dragon?



1 What's this?




2 What are these?




3 What is that?



4 What are those?



5 What is that over there?



6 What are those over there?

2. In each case, what were they pointing at?

1 a tail

4 horns

2 claws

5 an eye

3 a nose

6 teeth

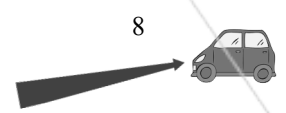
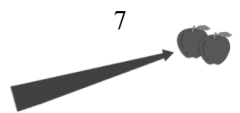
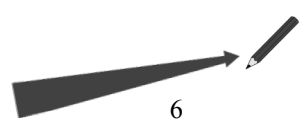

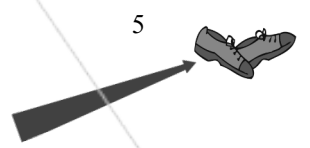

this, that, these, those My name is \_\_\_\_\_

1  
2  
3  
4  
5  
6  
7  
8

SAMPLE FOR EVALUATION  
Join ESL KidStuff  
to print without watermark

Down ↓

Across →

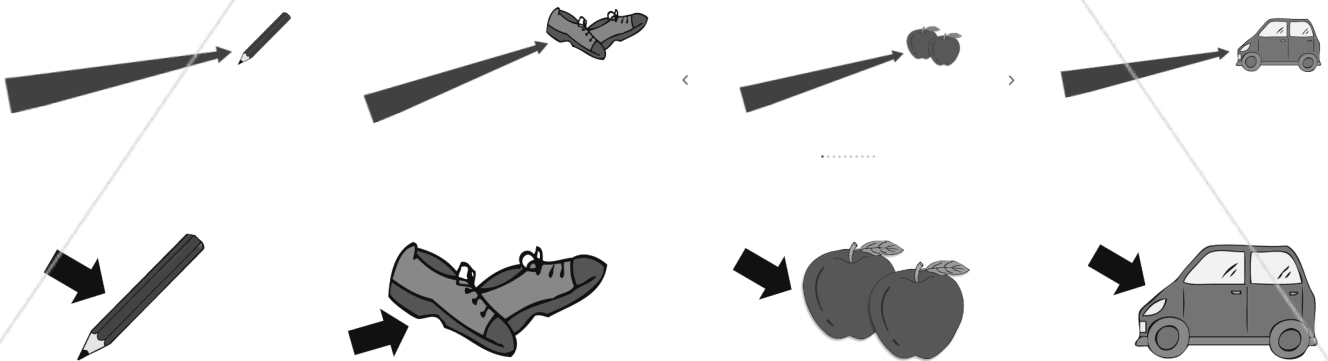




*this, that, these, those* My name is \_\_\_\_\_

t	b	b	h	t	h	o	s	e	s	h	o	e	s	p
h	w	t	h	q	v	f	h	r	i	q	m	u	h	r
a	t	h	t	h	a	t	c	a	r	l	p	x	h	s
t	h	o	t	z	w	o	u	x	n	v	m	t	j	i
p	i	s	p	h	p	t	e	m	l	h	z	w	v	t
e	s	e	n	b	e	n	l	q	t	m	l	h	z	h
n	c	a	a	d	w	s	y	k	r	j	a	s	b	i
c	a	p	t	h	e	s	e	s	h	o	e	s	x	s
i	r	p	x	a	q	u	g	a	f	h	m	e	i	p
l	t	l	k	f	q	b	b	f	p	o	n	i	t	e
d	o	e	p	h	y	g	a	o	t	p	s	r	o	n
c	m	s	q	m	q	m	x	z	f	c	l	c	w	c
r	j	p	b	s	w	s	e	d	o	f	a	e	g	i
b	g	v	d	p	a	x	x	y	d	u	g	n	s	l
n	f	d	k	v	o	a	s	y	c	h	j	g	x	n

SAMPLE FOR EVALUATION  
 Join ESL KidStuff  
 to print without watermark



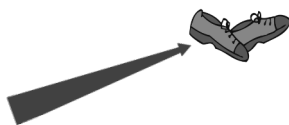
*this, that, these, those*

ANSWERS

t	b	b	h	t	h	o	s	e	s	h	o	e	s	p
h	w	t	h	q	v	f	h	r	i	q	m	u	h	r
a	t	h	t	h	a	t	c	a	r	l	p	x	h	s
t	h	o	t	z	w	o	u	x	n	v	m	t	j	i
p	i	s	p	h	p	t	e	m	l	h	z	w	v	t
e	s	e	n	b	e	n	l	q	t	m	l	h	z	h
n	c	a	a	d	w	s	y	k	r	j	a	s	b	i
c	a	p	t	h	e	s	e	s	h	o	e	s	x	s
i	r	p	x	a	h	m	e	i	p	o	n	i	t	e
l	t	l	k	f	o	n	i	t	e	q	b	b	f	p
d	o	e	p	h	y	g	a	o	t	p	s	r	o	n
c	m	s	q	m	q	m	x	z	f	c	l	c	w	c
r	j	p	b	s	w	s	e	d	o	f	a	e	g	i
b	g	v	d	p	a	x	x	y	d	u	g	n	s	l
n	f	d	k	v	o	a	s	y	c	h	j	g	x	n

SAMPLE FOR EVALUATION

Join ESL KidStuff  
to print without watermark



# This, That, Those, These

My name is \_\_\_\_\_

Write "This, That, Those or These" in the blanks and circle "is" or "are" to complete the sentence.



Those ( is / **are** ) my flowers in the garden.



\_\_\_\_\_ ( is / are ) a beautiful rainbow!



\_\_\_\_\_ ( is / are ) my cat, Garfield.



**SAMPLE FOR EVALUATION**

Join ESL KidStuff  
to print without watermark

\_\_\_\_\_ ( is / are ) my shoes.



\_\_\_\_\_ ( is / are ) a cow in the farm.



\_\_\_\_\_ ( is / are ) trees.



\_\_\_\_\_ ( is / are ) ducks playing in a pond.



\_\_\_\_\_ ( is / are ) my kite in the sky.